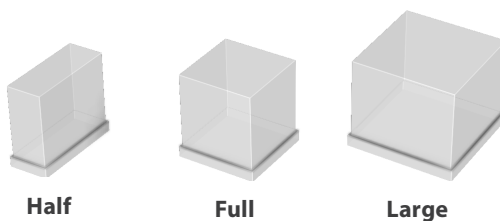




TCIM-430-HA1-A
TIB-530

CUBE SIZES



Half

Full

Large

Ice Cube Dimensions	
Half	7/16" x 1-1/8" x 7/8" (11.1 x 28.6 x 22.2 mm)
Full	7/8" x 7/8" x 7/8" (22.2 x 22.2 x 22.2 mm)
Large	1-1/8" x 1-1/8" x 7/8" (28.6 x 28.6 x 22.2 mm)

FEATURES & BENEFITS

Produces up to 447 lbs. of ice per 24 hours

- Environmentally friendly R290 refrigeration system for optimum ice production and energy efficiency
- 30% below DOE 2018
- 20% below Energy Star

Superior Sanitation

- TrueZone* protection to purify surrounding air in bin and food zone
- TrueGuard Antimicrobial embedded in every plastic piece including bin liners
- Food zone pieces easily removed without tools
- Simple 1-touch cleaning
- Easily removable air filter with RCU technology

Advanced Control with Touch Screen

- 4.3" front display – largest in the industry
- Simple touch operation
- Advanced diagnostics which allows for predictive and proactive measures
- Built-in alarms & push notifications
- Programmable ice production
- Time-of-Flight™ ice sensor eliminates the need for bin thermostats

Remote Monitoring Capabilities

- Remote monitoring with easy back end data access
- Location based performance enhancement
- Remote shut off

Commercial Ice Maker Warranty	
Ice Maker	3 YEARS parts and labor
Compressor	5 YEARS parts
Evaporator	5 YEARS parts and labor

*TrueZone device sold as optional accessory

True Ice Series: Modular Cubed Ice Maker TCIM-430



ADDITIONAL FEATURES

Evaporator Plate:

- High performance copper
- No harvest assist necessary
- TrueNcap^{SL} L8 Sanitary evaporator fully insulated & sealed for efficiency and cleanliness

Construction:

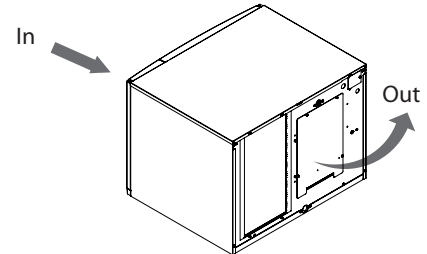
- TrueTech aluminum front and sides, all plastic interior and single piece case for both 22" & 30" units

Refrigeration System:

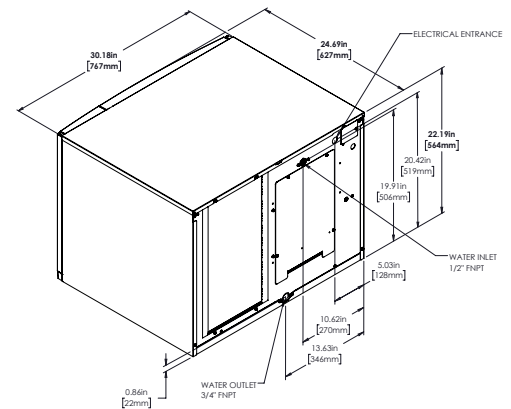
- Environmentally friendly R290 Refrigerant
- High & low pressure transducers for gauge-free servicing
- Micro channel condenser for superior efficiency
- Wide operating range: 35°F to 110°F ambient
- Ultra quiet fan operation

AIR COOLED

Please note: air-cooled units require 6" (15.24mm) clearance for air intake and exhaust on the front and back sides.



PLAN VIEW



SPECIFICATIONS

Model	Condenser Type	Refrigerant	Cube Size	Crated Weight (lbs)	@ 70°F air/50°F water		@ 90°F air/70°F water		Peak Heat of Rejection	Voltage	Min Circuit Ampacity
					Ice Production per 24hr	Ice Production per 24hr	Potable Water Consumption	Electrical Consumption			
TCIM-430-HA1-A	Air	R290	Half	180	447 lbs (203 kg)	376 lbs (170 kg)	14.3 gal/100lb	4.00 kWh/100lb	5800 BTU/hr	115/60/1	15

OPTIONS & ACCESSORIES

Water Filters / Bin Adaptor

Filter System

Replacement Cartridge

P/N 855953

P/N 855884

OPERATING REQUIREMENTS

Minimum

Maximum

Ambient Air Temp:

35°F (1.7°C)

110°F (43.3°C)

Water Temp:

35°F (1.7°C)

100°F (37.7°C)

Water Pressure:

20 psi (138 kPa)

100 psi (689 kPa)

CONNECTIONS

Potable water in:

1/2" Female NPT

Water out:

3/4" Female NPT

Hole for electrical connections:

7/8"

Electrical connection junction box:

104-127 VAC/60Hz/1

DIMENSIONS

W x D x H (in.)

30 x 24 x 22

W x D x H (mm)

767 x 627 x 564

UL EPH for Sanitation



BC_234364_6.24

TRUE MANUFACTURING CO., INC.

2001 East Terra Lane • O'Fallon, Missouri 63366-4434 • Fax 636.980.3541 • Toll Free 888.818.8783 • www.truemfg.com