

Project Name: \_\_\_\_\_ Item #: \_\_\_\_\_ Quantity: \_\_\_\_\_

**COMMERCIAL CREPE MAKERS**

**Equipex Roller Grill  
Electric Cast-Iron Crepe Makers**

MODEL	VOLTAGE	SURFACE	PLATES
350FE	120V	13.75" diameter	1
400FE	208/240V	15.75" diameter	1
350E	208/240V	13.75" diameter	1
400E		15.75" diameter	1
400ED	208/240V	15.75" diameter	2

ACCESSORIES	VOLTAGE	DESCRIPTION
WI-1	120V	Topping Container (1)
WI-2	120V	Topping Container (2)
WI-1DI	120V	Topping Container (1)
CI-1	-	Batter Holder
CK-3	-	Crepe Kit (S/S Casing, Water Vat, Batter Spreader, Spatula, Oil Spreader)
MC-04	120V <small>*Lighted Panel Only</small>	Mobile Crepe Cart

**DESCRIPTION**

Professional electric crepe machines designed by people who invented crepes for high-performance with precision temperature controls and durable cast-iron cooking surfaces that deliver perfectly thin, golden-brown crepes with speed and consistency.

**FEATURES:**


- Thermostatic temperature control up to 570°F
- Heavy-duty cast-iron cooking plate for even heat distribution
- Includes batter spreader for uniform product preparation
- Integral on/off switch for simple operation
- Compact, space-saving design ideal for front or back-of-house use



350FE/400FE



350E/400E



400ED

**CREPE MAKER ACCESSORIES**



WI-1



WI-2



WI-1DI



CI-1



CK-3



MC-04

**WARRANTY**

One-year limited parts & labor

**CERTIFICATIONS**

- UL Listed
- UL Safety and Sanitation



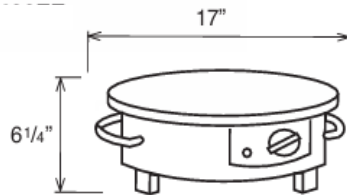
**APPLICATIONS**

Ideal for creperies, cafés, dessert concepts, hotels, food trucks, concession stands, and catering operations.

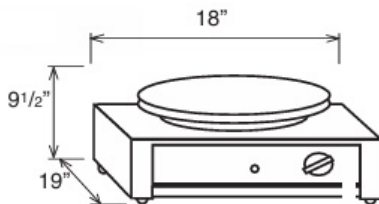
## SPECIFICATIONS

MODEL	ELECTRICAL	DIMENSIONS	PLUG	WEIGHT
350FE 400FE	120V, 1 PH, 1.65KW, 14 Amps 208/240V, 1 PH, 3.5KW, 13/15 Amps	17" diameter x 6.25"H 17" diameter x 6.25"H	NEMA 5-15 P NEMA 6-20 P	35 lbs
350E 400E	208/240V, 1PH, 3.3KW, 12/14 Amps 208/240V, 1PH, 3.9KW, 15/17 Amps	18"W x 19"D x 9.5"H 18"W x 19"D x 9.5"H	NEMA 5-15 P	40 lbs 45 lbs
400ED	208/240V, 1PH, 7.9KW, 29/33 Amps	34"W x 19"D x 9.5"H	NEMA 5-15 P	95 lbs
WI-1DI	120V, 1PH, 170W, 1.5 Amps	8.75"W x 6.81"D x 8.63"H Cut Out: 8.5"W x 5.63"D	NEMA 5-15 P	6 lbs
WI-1 WI-2	120V, 1PH, 170-340W, 1.5 Amps	8.5"W x 17"D x 10"H	NEMA 5-15 P NEMA 5-15 P	10 lbs 15 lbs
CI-1	S/S Casing with Chill Well	15.5"W x 8"D x 10"H	-	8 lbs
CK-3	S/S Casing, Water Vat, Batter Spreader, Spatula, Oil Spreader	15.5"W x 6.25"D x 3.5H	-	6 lbs
MC-04	120V, 1PH 500W, 4 Amps (Lighted Panel Only)	39.4"W x 23.6"D x 32.5"H	NEMA 5-15 P	145 lbs

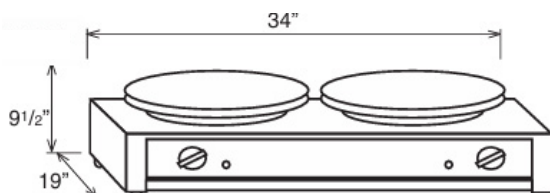
### 350FE/400FE



### 400E/350E



### 400ED



## CONSTRUCTION

- Heavy-duty stainless steel housing
- Available with cast iron or enamel-coated cast iron cooking plates
- Non-skid feet for added stability during operation
- Equipped with batter spreader
- Integral on/off switch

## NOTES/ CONDITIONS

- All equipment must be plugged into a dedicated circuit of the proper ratings
- Installation Clearance: 2" All Sides and back

## SHIPPING DIMENSIONS

MODEL	LENGTH	WIDTH	HEIGHT	WEIGHT	SHIP TYPE
350FE 400FE	21"	20"	17"	40 lbs	Parcel
350E 400E	21"	20"	17"	50 lbs	Parcel
400ED	48"	40"	30"	145 lbs	Freight, Pallet
WI-1DI	21"	20"	17"	10 lbs	Parcel
WI-1 WI-2	21"	20"	17"	20 lbs	Parcel
CI-1	21"	20"	17"	12 lbs	Parcel
CK-3	21"	7"	4.5"	10lbs	Parcel
MC-04	48"	40"	46"	200 lbs	Freight, Pallet