



## Chrome Stock Shelves & Accessories





### Durable, Convenient, and Easy to Clean

The perfect choice for keeping stock within reach. Turn unused space into a neatly organized storage center adaptable to your specific needs. The open wire construction maximizes light and circulation of air to keep stored items dry and ventilated. Our shelves are sturdily constructed to endure everyday handling.

- Metal build
- Modular assembly
- Chrome plated
- High load capacity
- Optional casters for mobility





## SIZES

Chrome Stock Shelves		Basket Shelf	
Item	Dimensions	Item	Dimensions
20098	14" x 24"	24226	21" x 24"
20099	14" x 30"	24227	21" x 30"
20100	14" x 36"	24228	21" x 36"
20101	14" x 42"	24229	21" x 42"
20102	14" x 48"	24230	21" x 48"
20103	14" x 54"	24231	21" x 54"
20104	14" x 60"	24232	21" x 60"
20105	14" x 72"	24233	21" x 72"
20106	18" x 24"	20114	24" x 24"
20107	18" x 30"	20115	24" x 30"
20108	18" x 36"	20116	24" x 36"
20109	18" x 42"	20117	24" x 42"
20110	18" x 48"	20118	24" x 48"
20111	18" x 54"	20119	24" x 54"
20112	18" x 60"	20120	24" x 60"
20113	18" x 72"	20121	24" x 72"

## POSTS

Wine Shelf		Posts With or Without Leveler		
Item	Dimensions	Item	Height	Leveler
48222	14" x 36" (9 Bottles)	47682	8"	Yes
48394	14" x 48" (13 Bottles)	20091	13"	Yes
		20092	34"	Yes
		20093	54"	Yes
		20094	64"	Yes
		20095	72"	Yes
		20096	74"	Yes
		20097	84"	Yes
		31375	34"	No
		31376	54"	No
		31377	64"	No
		31378	72"	No
		31379	74"	No
		31380	84"	No

Dimensions rounded up to the nearest tenth inch or millimeter. Specifications subject to change without notice.

## Other Accessories

Item	Description
14460	5" Industrial Caster without brakes (Chrome & Epoxy)
14461	5" Industrial Caster with brakes (Chrome & Epoxy)
14462	Wire Shelf End Cap
14463	Leveler Insert
14464	Leveler Bolt
18307	Black ABS sleeves (4/ bag)
19752	S clips to connect shelves Epoxy
24249	14" Wall Bracket
24250	18" Wall Bracket
24251	24" Wall Bracket
24255	14" Shelf Divider
24256	18" Shelf Divider
24827	Post Clamp
24829	Foot Plate



3 Tier Stock Cart

## Wire Shelving Kits



## Other Accessories


Item	Description
44540	48" x 24" x 61" Mobile Security Cage Panels
48431	60" x 24" x 61" Mobile Security Cage Panels
49143	18" Push Handle Chrome for Wire Shelving Cart
49144	24" Push Handle Chrome for Wire Shelving Cart



5" Industrial Caster Without Brakes



5" Industrial Caster With Brakes



Security Cage Panels



Black Abs Sleeves



S Clips



Chrome Wall Bracket



Chrome Shelf Divider



End Cap



Push Handle for cart



Post Clamp



Foot Plate



Leveler Insert



Leveler Bolts

## Chrome Stock Shelves

Item	Dimensions
45164	(4pc.)18" x 36" shelves, (4 set) 72" segmented posts, (16pc.) Clips, (4pc.) Levelers. Dimensions: 18" x 36" x 72"
45165	(4pc.)18" x 48" shelves, (4 set) 72" segmented posts, (16pc.) Clips, (4pc.) Levelers. Dimensions: 18" x 48" x 72"
45166	(4pc.)18" x 60" shelves, (4 set) 72" segmented posts, (16pc.) Clips, (4pc.) Levelers. Dimensions: 18" x 60" x 72"
45167	(4pc.)24" x 36" shelves, (4 set) 72" segmented posts, (16pc.) Clips, (4pc.) Levelers. Dimensions: 24" x 36" x 72"
45168	(4pc.)24" x 48" shelves, (4 set) 72" segmented posts, (16pc.) Clips, (4pc.) Levelers. Dimensions: 24" x 48" x 72"
45169	(4pc.)24" x 60" shelves, (4 set) 72" segmented posts, (16pc.) Clips, (4pc.) Levelers. Dimensions: 24" x 60" x 72"

## Chrome Stock Carts

Item	Dimensions
49141	18" x 36" Chrome Wire Shelving Cart, 3-Tier Double Handle
49142	24" x 48" Chrome Wire Shelving Cart, 3-Tier Double Handle