



PIZZA OVENS

Electric - Countertop

Models CCEPO19 & CCEPO22



Model CCEPO19

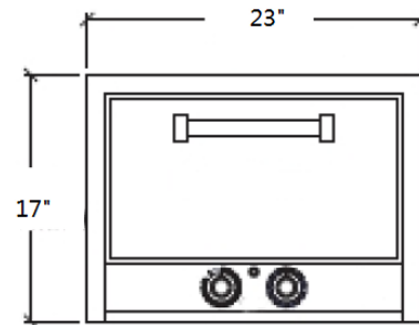
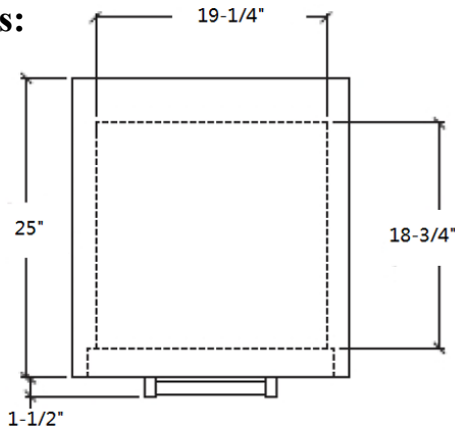
STANDARD FEATURES

- All Stainless steel structure
- Two decks with ceramic hearth
- 3 1/4" deck height
- Compact size for small kitchens
- Temperature range from 280° F- 680° F
- 15 minutes timer with bell
- Gravity door design
- Adjustable stainless steel legs
- Stainless steel handle

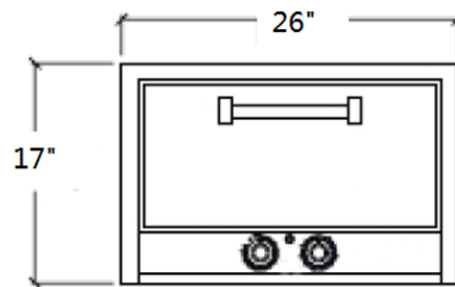
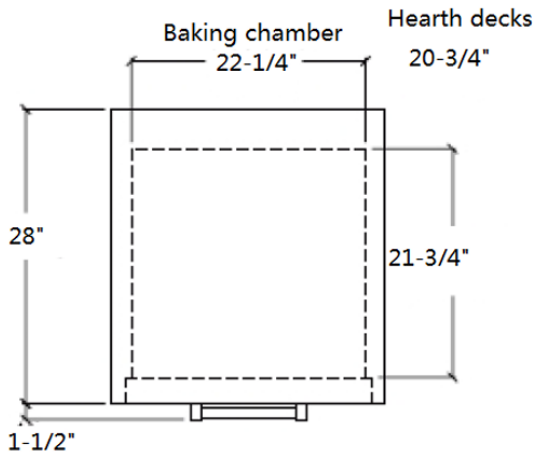
NEMA 6-20 PLUG
208V, 240V/15 Amps



Schematic Drawings: CCEPO19



CCEPO22



Model	Power	Volts / HZ	Package Size	NEMA plug	Net Wgt.	Gross Wgt.
CCEPO19	2850 W	240 V / 60Hz	25" x 23" x 21"	6 -20P	125 lbs.	145 lbs.
CCEPO22	3600 W	240 V / 60Hz	28" x 26" x 21"	6 -20P	180 lbs.	200 lbs.